



**WASH DOWN
SOLUTIONS**

Retracta Range

RETRACTA HOSE REELS

In demanding industrial environments, maintaining cleanliness and hygiene is essential. **Macnaught's Retracta Hose Reels**, including the C1 Series, R3 Series, Y Series, and Stainless Steel ranges, have models engineered to deliver superior performance across various applications.


The **C1 Series** is designed for compact spaces, offering a lightweight and durable solution for smaller areas.

The **R3 Series** provides industrial-strength reliability with high-impact polypropylene construction, suitable for a wide range of industrial and commercial uses.

The **Y Series** features hand-crank stainless steel Reels, ideal for demanding environments requiring robust manual operation.

Additionally, the **Stainless Steel Hose Reels** offer enhanced corrosion resistance, making them perfect for applications where hygiene and durability are paramount.

Whether you require precision control for targeted cleaning or robust equipment for heavy-duty sanitation, Macnaught's Retracta Hose Reels provide reliability and efficiency for any cleaning application.



C1 SERIES



Features

- **Australian Designed** – Engineered to meet Retracta's high-quality standards for long-lasting performance
- **Slow Return System** - Controlled retraction prevents hose whip for safer, smoother rewinding.
- **Layering Mechanism** - Prevents tangles and ensures smooth, even hose retraction for effortless use.
- **Inlet Hose** - Supplied for quick setup and reliable performance.
- **180° Swivel Bracket** - Allows smooth hose movement in any direction for effortless use and reduced strain
- **3-Position Reel Swivel Locking** – Locks securely in multiple positions for enhanced control and stability during use
- **Powder Coated Steel Bracket** - Provides secure and sturdy mounting for reliable support
- **UV Stabilised & Resistant Poly Case** - Protects against sun damage, fading, and cracking for extended outdoor durability

Hot & Cold Water

Specifications

- **Case Colour:** Red
- **Type:** Hot / Cold Water
- **Hose Inside Diameter:** 1/2" (12mm)
- **Hose Length:** 12 metres
- **Hose Colour:** Red
- **Working Pressure:** 300 psi
- **Maximum Temperature:** 80°C
- **Feed Hose Inlet:** 1/2" BSP (F) Swivel
- **Reel Inlet:** 1/2" BSPT (F)
- **Hose Outlet:** 1/2" BSPT (M)
- **Feed Hose Length:** 1.5 metres



C1HC412R-01DD – 1/2" x 12m



C1HC412R-01DD – 1/2" x 12m
(including nozzle)

Retracta Range

R3 SERIES

Features

- **UV Stabilised & Resistant Poly Case** - Shields against sun damage, fading, and cracking, ensuring long-term outdoor durability
- **Designed and Manufactured in Australia** - Engineered and built to meet high industry standards for durability and performance
- **Proglide™ High Wear-Resistant Mouth** - Reduces friction and wear, ensuring smoother operation and prolonging hose lifespan
- **Advanced Spring Technology** - High-performance spring mechanism designed for long-lasting durability
- **180° Galvanised Steel Swivel Mounting Bracket** - Allows seamless hose movement in any direction for maximum convenience. Galvanised steel construction ensures long-term durability, even in harsh environments
- **Optimise Safety with RACR** – Adjustable rewind speed enhances safety by reducing hose whip and ensuring controlled retraction, reducing risks in high-use areas. (Optional)



High Pressure Water

Specifications

- **Case Colour:** Red
- **Type:** High Pressure Water
- **Hose Inside Diameter:** 3/8" (10mm)
- **Hose Length:** 20 metres
- **Hose Colour:** Red
- **Working Pressure:** 3,000 psi
- **Maximum Temperature:** 95°C
- **Reel Inlet:** 3/8" BSPT (F)
- **Hose Outlet:** 3/8" BSPT (M)



HP320R-01 – 3/8" x 20m

Hot Water

Specifications

- Case Colour: Red
- Type: Hot Water
- Hose Inside Diameter: 1/2" (12mm)
- Hose Length: 15 or 20 metres
- Hose Colour: White
- Working Pressure:
290 psi at 20°C
100 psi at 80°C
- Maximum Temperature: 85°C
- Reel Inlet: 1/2" BSPT (F)
- Hose Outlet: 1/2" BSP (M)



HW415R-01 – 1/2" x 15m
HW420R-01 – 1/2" x 20m
HWC420R-01 – 1/2" x 20m with RACR

Cold Water

Specifications

- Case Colour: Blue
- Type: Cold Water
- Hose Inside Diameter: 1/2" (12mm)
- Hose Length: 20 metres
- Hose Colour: White
- Working Pressure: 150 psi
- Maximum Temperature: 60°C
- Reel Inlet: 1/2" BSPT (F)
- Hose Outlet: 1/2" Brass Quick Connector (F)



CW420B-01
CWC420B-01

Retracta Range

Y SERIES



Features

- **Safety Handle System** - Prevents dangerous free-spin, ensuring safer and more controlled operation
- **Foldable Handle** - Compact design prevents snagging on objects, improving safety and convenience
- **Adjustable Clutch** - Allows for smooth, controlled unwinding, reducing strain and improving hose management
- **Stainless steel** - Premium components ensure maximum durability and corrosion resistance
- **Viton-PTFE** - High quality seals for enhanced life-span
- **Accessible Mounting Points** - Strategically placed mounting points allow for fast, hassle-free installation
- **Twin Pedestal Ribbed Design** - Enhances structural strength and stability for long-term durability
- **4 Roller Guide Arm** - Ensures smooth, tangle-free winding for effortless hose management. (Optional accessory)
- **Rotational Locking Pin** - Secure rotational locking pin prevents unintentional hose unwinding, ensuring safe and controlled use. (Optional accessory)
- **Made in Italy** - Known for precision engineering and superior quality standards



YSWA1220N-DD



YSXA1235N-DD



YSYA1250N-DD
YSYA2520N-DL



YSZA1290N-DD

High Pressure, Hot & Cold Water - 1/2"

Specifications

- **Material:** Stainless Steel (AISI 304) / Nylon
- **Type:** Air / Water 150°C / Oil
- **Hose Inside Diameter:** Not included
- **Hose Length:** Maximum 20 metres
- **Hose Colour:** Not included
- **Working Pressure:** 5800 psi
- **Maximum Temperature:** 150°C
- **Reel Inlet:** 1/2" BSPT (M)
- **Reel Outlet:** 1/2" BSPP (M)
- **Hose Outlet:** Not included



YSWA1220N-DD



YSXA1235N-DD



YSYA1250N-DD



YSZA1290N-DD

Hot & Cold Water - 25mm

Specifications

- **Material:** Stainless Steel (AISI 304) / Nylon
- **Type:** Air / Water 100°C / Diesel
- **Hose Inside Diameter:** Not included
- **Hose Length:** 20m
- **Hose Colour:** Not included
- **Working Pressure:** 290 psi
- **Maximum Temperature:** 100°C
- **Reel Inlet:** 1" BSPT (F)
- **Reel Outlet:** 25mm Barb (M)
- **Hose Outlet:** Not included
- **Weight:** 11kg



YSYA2520N-DL

Accessories

Reel Locking Pin



RA-LP-YS

Roller Hose Guide



- RA-RG-YSWA – H1 Reel Roller Guide
- RA-RG-YSXA – H2 Reel Roller Guide
- RA-RG-YSYA – H3 Reel Roller Guide
- RA-RG-YSZA – H4 Reel Roller Guide

Retracta Range

SS SERIES



Features

- **Heavy-Duty Stainless Steel Construction** - Premium construction provides exceptional durability and corrosion resistance, even in harsh environments
- **Twin Pedestal Design** - Enhances structural strength and stability, ensuring long-term durability under heavy use
- **External Enclosed Spring** - Allows for easy servicing while providing added safety by preventing direct exposure
- **4 Roller Guide Arm** - Ensures effortless, tangle-free winding, improving hose handling and longevity



Water - 1/2"

Specifications

- **Material:** Stainless Steel (AISI 304) / Nylon
- **Type:** Air / Water
- **Hose Inside Diameter:** 1/2"
- **Hose Length:** 20m
- **Hose Colour:** Black
- **Working Pressure:** 300 psi (Bare reel 435 psi)
- **Maximum Temperature:** 60°C (Bare reel = 100°C)
- **Reel Inlet:** 1/2" BSPT (F)
- **Reel Outlet:** 1/2" UNF (M)
- **Hose Outlet:** 1/2" BSPT (M)



FMATP1220-01-SS 1/2" x 20m
FMATP1220N-01 SS Bare Reel

Water - 3/4"

Specifications

- **Material:** Stainless Steel (AISI 304) / Nylon
- **Type:** Air / Water
- **Hose Inside Diameter:** 3/4"
- **Hose Length:** 20m
- **Hose Colour:** Black
- **Working Pressure:** 250 psi (Bare reel 435 psi)
- **Maximum Temperature:** 60°C (Bare reel = 100°C)
- **Reel Inlet:** 3/4" BSPT (F)
- **Reel Outlet:** 3/4" UNF (M)
- **Hose Outlet:** 3/4" BSPT (M)



FMATP1920-01-SS 3/4" x 20m
FMATP1920N-01 SS Bare Reel

Water - 1"

Specifications

- **Material:** Stainless Steel (AISI 304) / Nylon
- **Type:** Air / Water
- **Hose Inside Diameter:** 1"
- **Hose Length:** 20m
- **Hose Colour:** Black
- **Working Pressure:** 250 psi (Bare reel 435 psi)
- **Maximum Temperature:** 60°C (Bare reel = 100°C)
- **Reel Inlet:** 1" BSPT (F)
- **Reel Outlet:** 1" UNF (M)
- **Hose Outlet:** 1" BSPT (M)



FMATP2520-01-SS 1" x 20m
FMATP2520N-01 SS Bare Reel

Retracta Range

ACCESSORIES

Heavy Duty Hot Water Trigger Nozzle

Features

- **Adjustable Flow Control** – Easily switch between conical and pencil jet streams with a trigger for precise water flow control
- **Lightweight Ergonomic Handle & Trigger Guard** – Designed for comfort, reducing hand fatigue during extended use while protecting the trigger from accidental activation
- **Stainless Steel & Brass Internal Structure** – Ensures long-lasting durability and superior resistance to corrosion, even in harsh conditions
- **Nylon Body & Rubber Ring** – Durable Nylon Body & Reinforced Rubber Ring – Absorbs impact and resists wear, extending the product's lifespan in demanding environments
- **Swivel Connection** – Prevents Hose Twisting and Kinking, Ensuring Smooth and Tangle-Free Operation



RA-HGB

Specifications

- **Material:** Polypropylene, TPEs, Brass / Stainless Steel
- **Type:** Hot / Cold Water
- **Spray Pattern:** 60° Cone / Pencil Jet
- **Maximum Pressure:** 348 psi
- **Maximum Temperature:** 90°C
- **Maximum Flow Rate:** 60 L/min
- **Inlet:** 1/2" BSP (F)
- **Weight:** 1045g



Hot Water Trigger Nozzle

Features


- **Adjustable Flow Control** – Easily switch between conical and pencil jet streams with a trigger for precise water flow control
- **Lightweight Ergonomic Handle & Trigger Guard** – Designed for comfort, reducing hand fatigue during extended use while protecting the trigger from accidental activation
- **Stainless Steel Piston** – Ensures long-lasting durability and superior resistance to corrosion, even in harsh conditions
- **Nylon Body & Rubber Ring** – Durable Nylon Body & Reinforced Rubber Ring – Absorbs impact and resists wear, extending the product's lifespan in demanding environments
- **Swivel Connection** – Prevents Hose Twisting and Kinking, Ensuring Smooth and Tangle-Free Operation



RA-HGP

Specifications

- **Material:** Polypropylene, TPEs, Stainless Steel Piston
- **Type:** Hot / Cold Water
- **Spray Pattern:** 60° Cone / Pencil Jet
- **Maximum Pressure:** 175 psi
- **Maximum Temperature:** 80°C
- **Maximum Flow Rate:** 50 L/min
- **Inlet:** 1/2" BSP (F)
- **Weight:** 440g



Retracta Range

Hot Water Spray Nozzle

Features

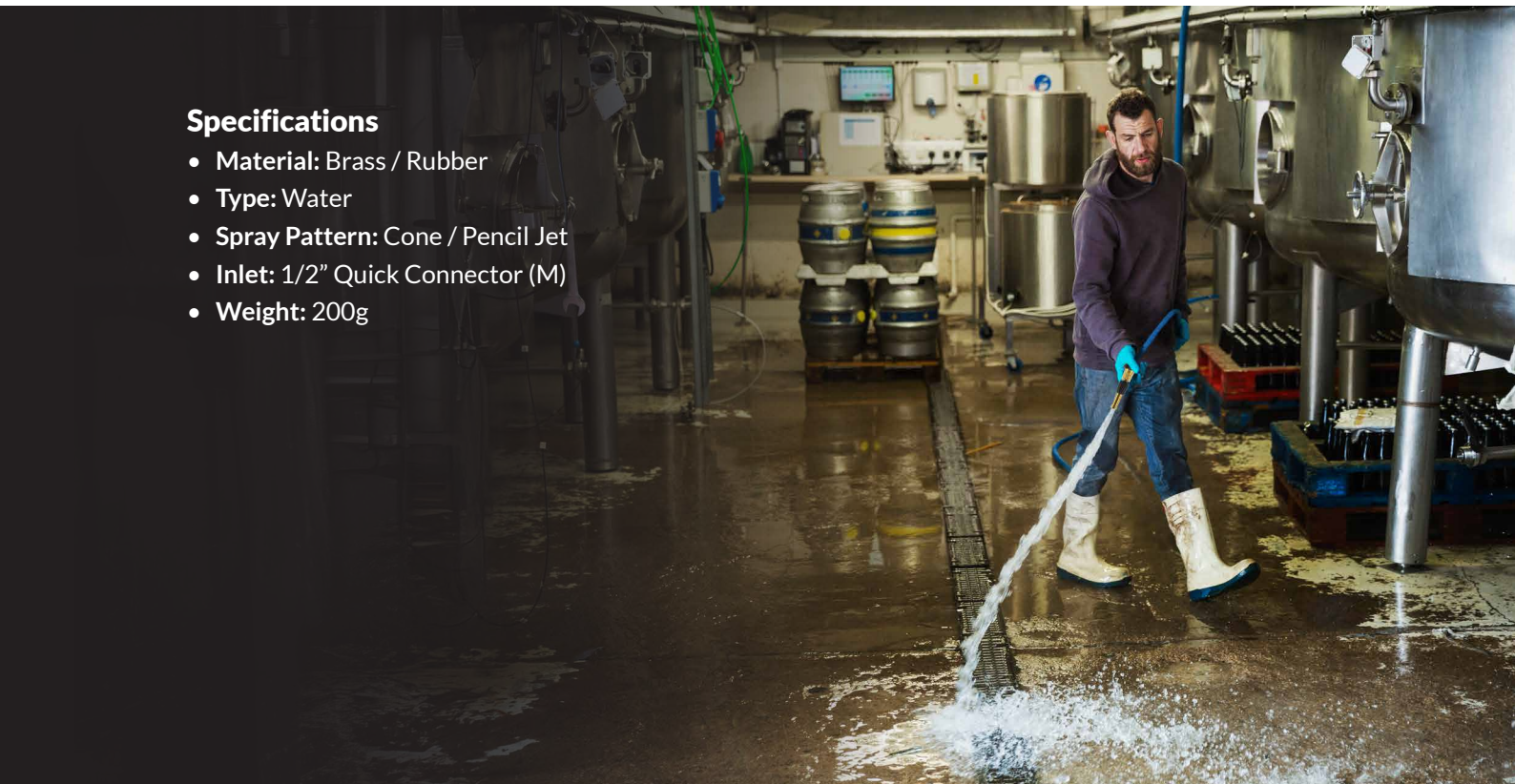
- **Precision Spray Adjustment** – Customize water flow from a soft conical mist to a powerful pencil jet with ease
- **Premium Brass Body** – Withstands wear, corrosion, and harsh conditions for long-term reliability
- **Quick Connector** – Effortlessly attach and detach hose fittings with a secure brass quick-connect coupling



RA-CNB

Specifications

- **Material:** Brass / Rubber
- **Type:** Water
- **Spray Pattern:** Cone / Pencil Jet
- **Inlet:** 1/2" Quick Connector (M)
- **Weight:** 200g





RETRACTA® 
by macnaught



macnaught

Built to last since 1948.

T 1800 185 102
E sales@macnaught.com.au
W www.macnaught.com

MACNAUGHT Pty Ltd
41-49 Henderson Street Turrella,
New South Wales Australia 2205

For Macnaught warranty, terms and conditions see macnaught.com/warranty